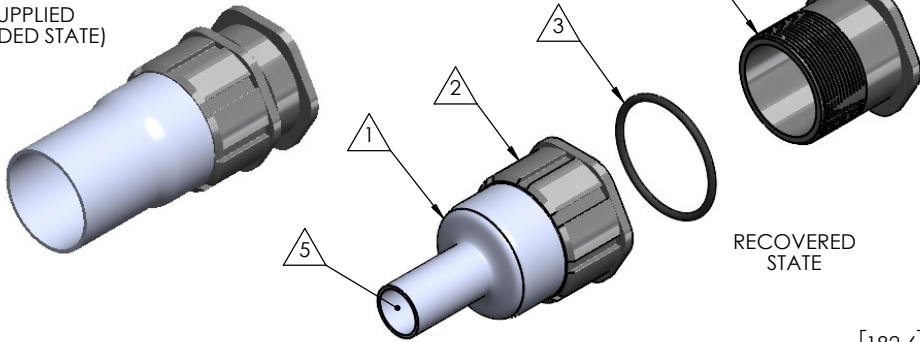


8 7 6 5 4 3 2 1

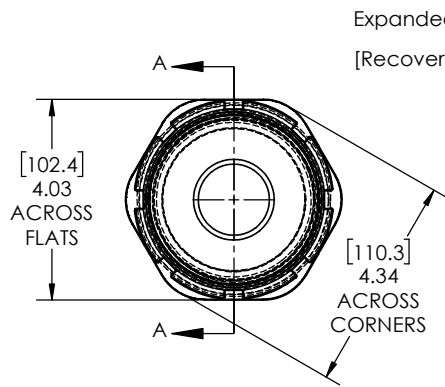
AS SUPPLIED
(EXPANDED STATE)



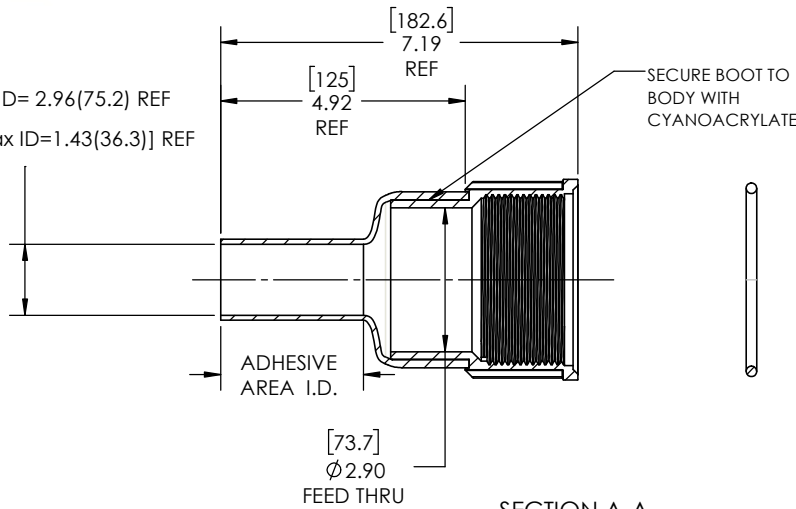
RECOVERED
STATE

REVISIONS		
REV.	DESCRIPTION	DATE
A	UPDATE DRAWING TO 2025 STANDARDS	10/27/2025
B	REFINE DIMENSIONS AND DECIMAL PRECISION	12/16/2025
C	UPDATE TOLERANCE TABLE	12/29/2025
D	CORRECT THREAD DIMENSIONS ON NUT AND ADJUST PANEL THICKNESS NOTE	4/2/2026

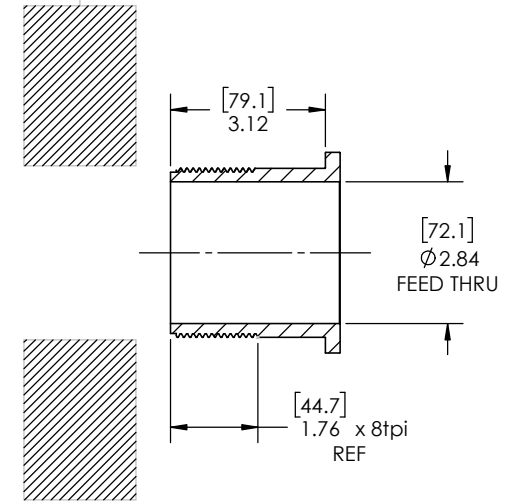
NOTE: REFERENCE FOR SEAL ASSEMBLY INSTALLATION:
ASSEMBLY MAY BE INSTALLED IN PANELS FROM
1.05" (26.7mm) - 2.25" (57.2mm).
RECCOMENDED DRILL HOLE DIAMETER
OF 3.50" (88.9mm)



Expanded Min ID= 2.96(75.2) REF
[Recovered Max ID=1.43(36.3)] REF



SECTION A-A
RECOVERED
SCALE 1 : 2.5



NOTES:

- ITEM#1 HEAT SHRINKABLE BOOT MATERIAL IS IN ACCORDANCE WITH POLYOLEFIN STANDARDS DEFINED IN SAE AS81765/1 REFERENCE DIMENSIONS MAY DEVIATE AS MUCH AS +OR- 1/4"
- FACTORY APPLIED HOT MELT ADHESIVE IS STANDARD

PROPRIETARY AND CONFIDENTIAL

THE INFORMATION CONTAINED IN THIS DRAWING IS THE SOLE PROPERTY OF Cross Technology INC. ANY REPRODUCTION IN PART OR AS A WHOLE WITHOUT THE WRITTEN PERMISSION OF Cross Technology INC. IS PROHIBITED.

ITEM	PART DESCRIPTION	PART NO.	MATERIAL
①	Heat-shrinkable boot	S-5 BOOT	Flame Retardant Polyolefin
②	Body	S-5B	Glass Fiber Reinforced, PBT
③	O-ring	AS-340	Buna
④	Nut	S-5LN	Glass Fiber Reinforced, PBT
⑤	Adhesive		Hotmelt Polyamide

NU-TECH

UNLESS OTHERWISE SPECIFIED:

DIMENSIONS ARE IN INCHES
TOLERANCES:
FRACTIONAL ± 1/32
ONE DECIMAL PLACE ± 0.060
TWO DECIMAL PLACE ± 0.025
THREE DECIMAL PLACE ± 0.010

DO NOT SCALE DRAWING

DRAWN: MLJ DATE: 4/2/2026

PART NO.

NUS-5LN

DWG. NO.

NUS-5LN-ASSY

WEIGHT:

1.16

REV D

SCALE:

1:2.5

SHEET 1 OF 1

8 7 6 5 4 3 2 1