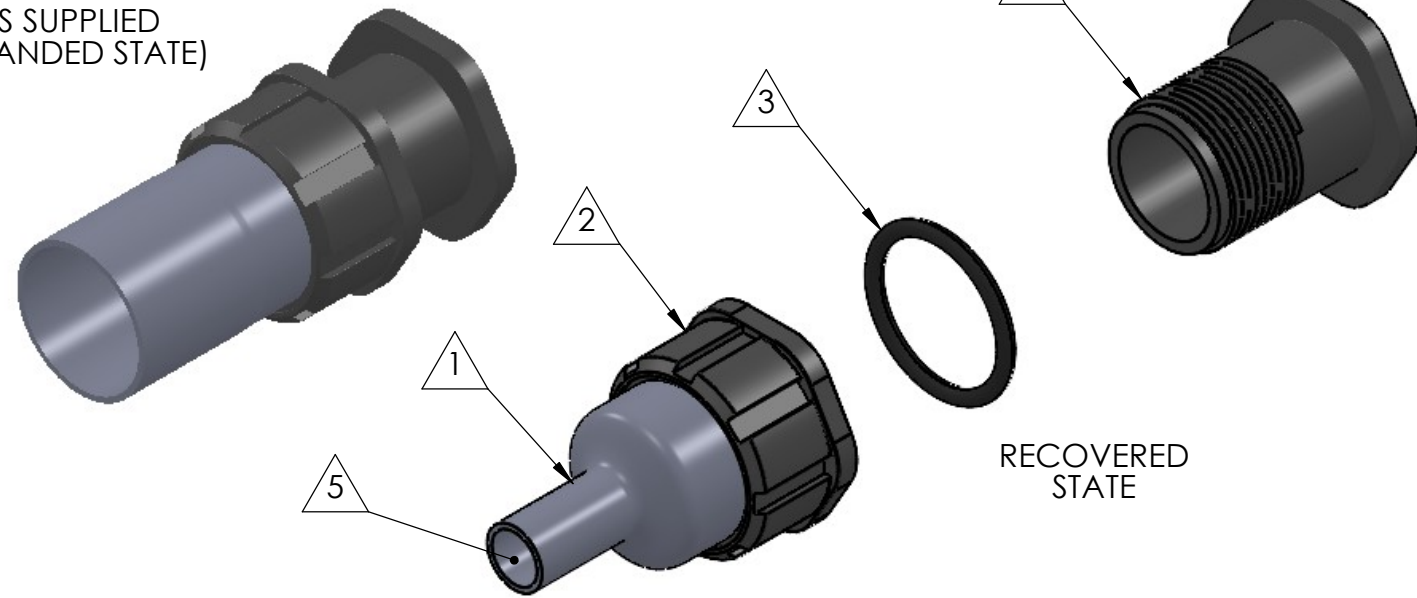


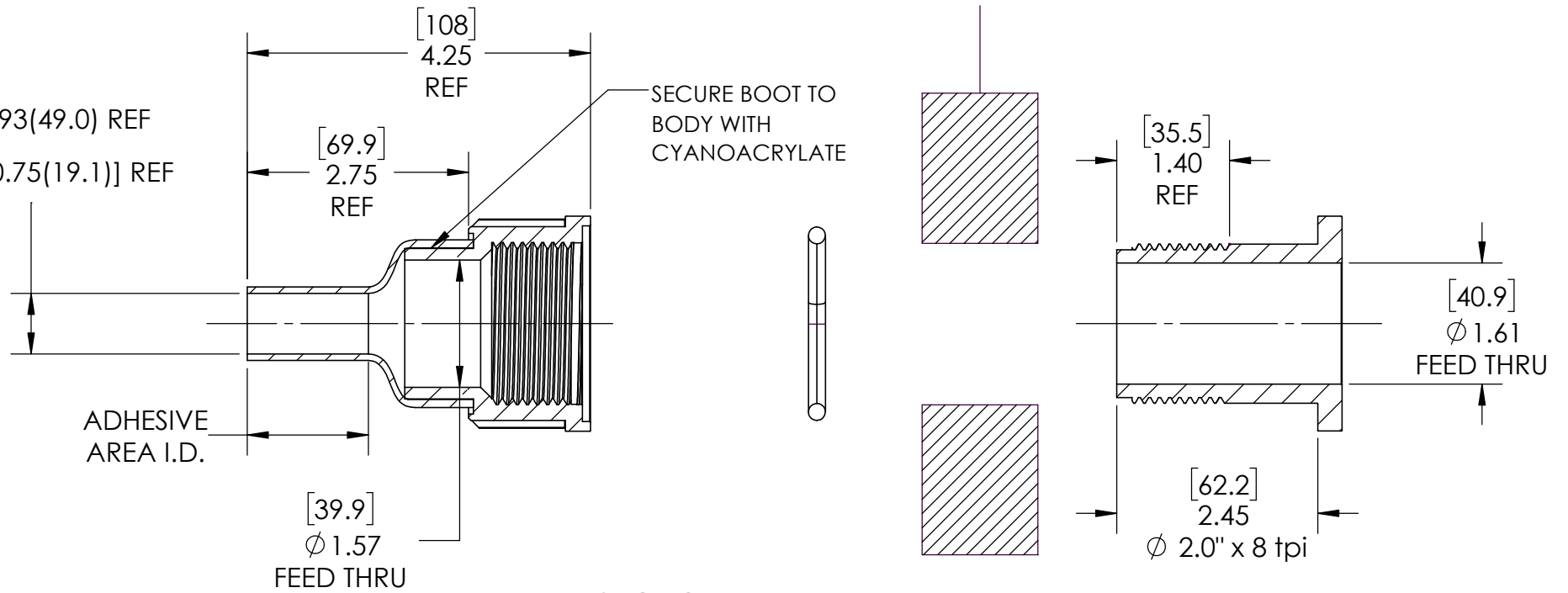
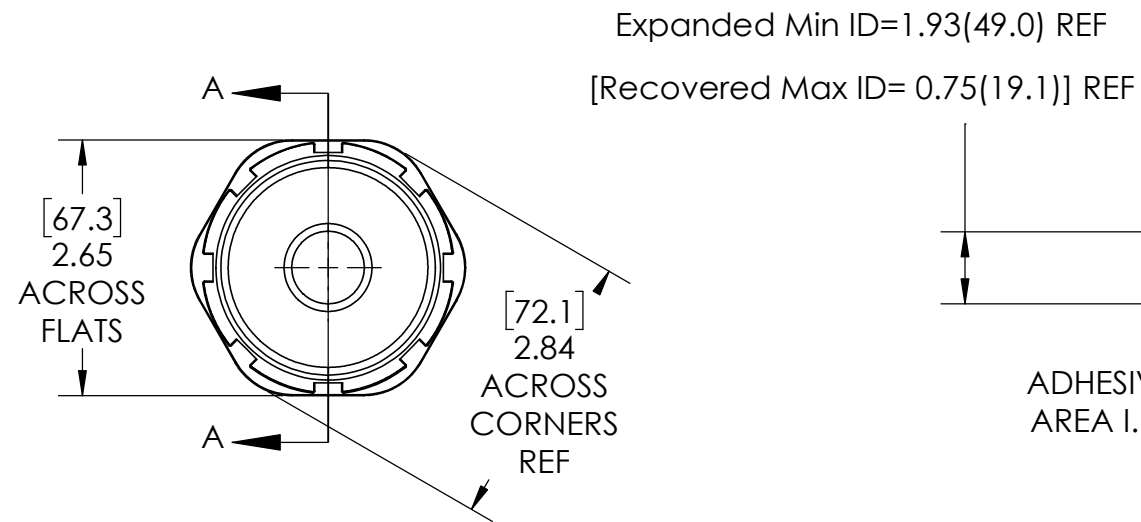
AS SUPPLIED
(EXPANDED STATE)



RECOVERED
STATE

REVISIONS		
REV.	DESCRIPTION	DATE
A	UPDATE DRAWING TO 2025 STANDARDS	10/27/2025
B	REFINE DIMENSIONS AND DECIMAL PRECISION	12/16/2025
C	UPDATE TOLERANCE TABLE	12/29/2025

NOTE: REFERENCE FOR SEAL ASSEMBLY INSTALLATION:
ASSEMBLY MAY BE INSTALLED IN PANELS FROM
1.25"(31.8mm) - 1.75"(44.5mm).
RECCOMENDED DRILL HOLE DIAMETER
OF 2.00" (50.8mm)



SECTION A-A
RECOVERED
SCALE 1 : 2

NOTES:

- ITEM#1 HEAT SHRINKABLE BOOT MATERIAL IS IN ACCORDANCE WITH POLYOLEFIN STANDARDS DEFINED IN SAE AS81765/1 REFERENCE DIMENSIONS MAY DEVIATE AS MUCH AS +OR- 1/4"
- FACTORY APPLIED HOT MELT ADHESIVE IS STANDARD

PROPRIETARY AND CONFIDENTIAL

THE INFORMATION CONTAINED IN THIS DRAWING IS THE SOLE PROPERTY OF Cross Technology INC. ANY REPRODUCTION IN PART OR AS A WHOLE WITHOUT THE WRITTEN PERMISSION OF Cross Technology INC. IS PROHIBITED.

ITEM	PART DESCRIPTION	PART NO.	MATERIAL
①	Heat-shrinkable boot	S-4 BOOT	Flame Retardant Polyolefin
②	Body	S-4B	Glass Fiber Reinforced, PBT
③	O-ring	AS-329	Buna
④	Nut	S-4LN	Glass Fiber Reinforced, PBT
⑤	Adhesive		Hotmelt Polyamide

NU-TECH

UNLESS OTHERWISE SPECIFIED:
DIMENSIONS ARE IN INCHES
TOLERANCES:
FRACTIONAL ± 1/32
ONE DECIMAL PLACE ± 0.060
TWO DECIMAL PLACE ± 0.025
THREE DECIMAL PLACE ± 0.010

DO NOT SCALE DRAWING

DRAWN: MLJ DATE: 2/3/2026

PART NO.
NUS-4LN

DWG. NO. NUS-4LN-ASSY

WEIGHT: 0.462

REV C

SCALE: 1:2

SHEET 1 OF 1