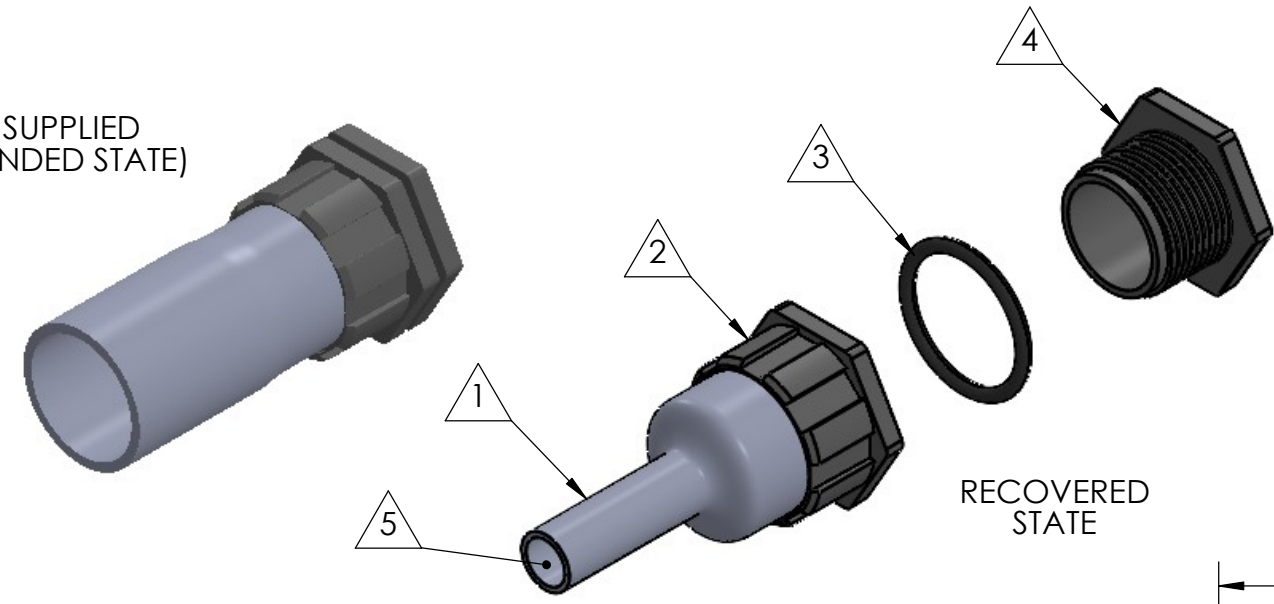


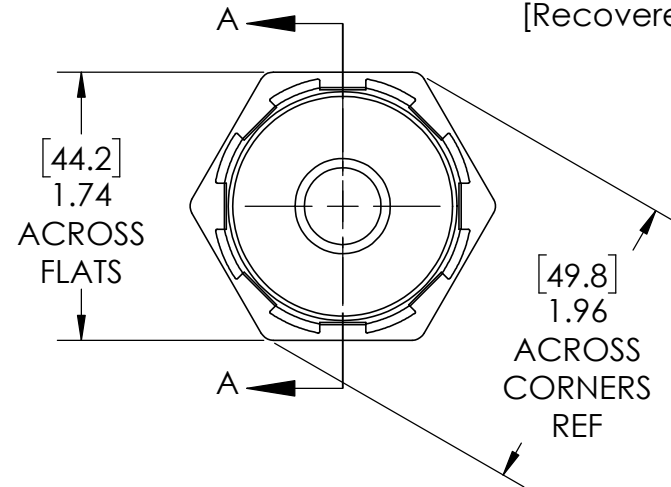
REVISIONS		
REV.	DESCRIPTION	DATE
A	UPDATE DRAWING TO 2025 STANDARDS	10/27/2025
B	REFINE DIMENSIONS AND DECIMAL PRECISION	12/16/2025
C	UPDATE TOLERANCE TABLE	12/29/2025

AS SUPPLIED  
(EXPANDED STATE)

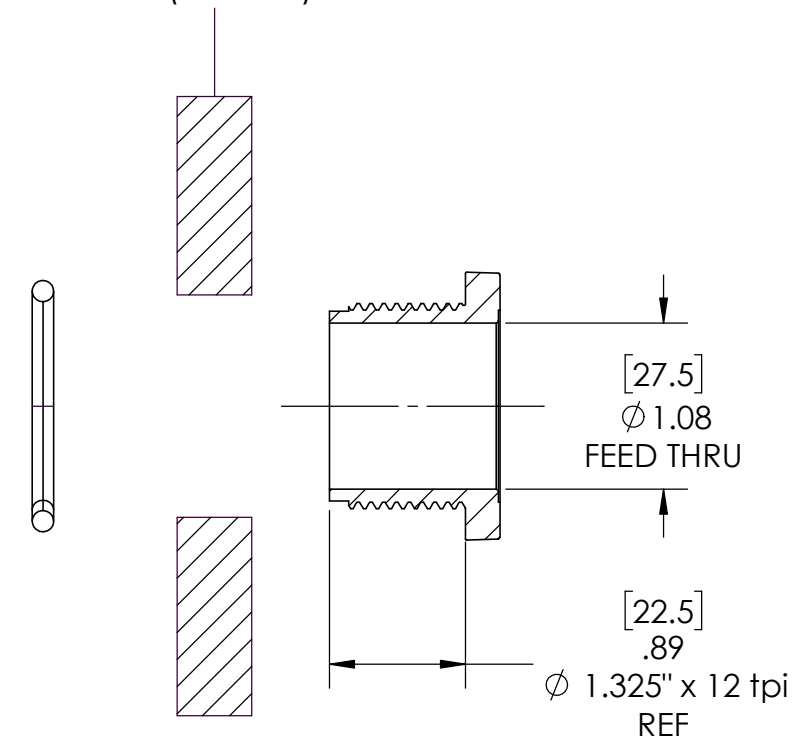
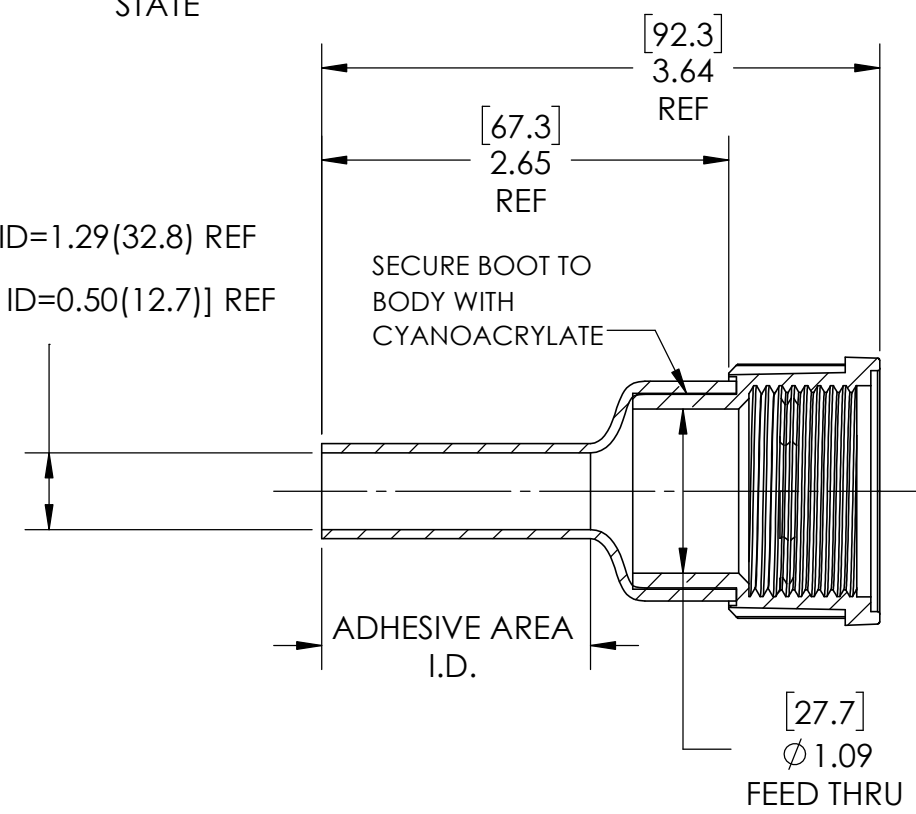


RECOVERED STATE

NOTE: REFERENCE FOR SEAL ASSEMBLY INSTALLATION:  
ASSEMBLY MAY BE INSTALLED IN PANELS FROM  
0.08" (2.0mm) - 0.49" (12.3mm).  
RECCOMENDED DRILL HOLE DIAMETER  
OF 1.38" (34.9mm)



Expanded Min ID=1.29(32.8) REF  
[Recovered Max ID=0.50(12.7)] REF



SECTION A-A  
RECOVERED  
SCALE 1 : 1.25

NOTES:

- ITEM#1 HEAT SHRINKABLE BOOT MATERIAL IS IN ACCORDANCE WITH POLYOLEFIN STANDARDS DEFINED IN SAE AS81765/1 REFERENCE DIMENSIONS MAY DEVIATE AS MUCH AS +OR- 1/4"
- FACTORY APPLIED HOT MELT ADHESIVE IS STANDARD

**PROPRIETARY AND CONFIDENTIAL**

THE INFORMATION CONTAINED IN THIS DRAWING IS THE SOLE PROPERTY OF Cross Technology INC. ANY REPRODUCTION IN PART OR AS A WHOLE WITHOUT THE WRITTEN PERMISSION OF Cross Technology INC. IS PROHIBITED.

ITEM	PART DESCRIPTION	PART NO.	MATERIAL
①	Heat-shrinkable boot	S-3 BOOT	Flame Retardant Polyolefin
②	Body	S-3B	Glass Fiber Reinforced, PBT
③	O-ring	AS-220	Buna
④	Nut	S-3N	Glass Fiber Reinforced, PBT
⑤	Adhesive		Hotmelt Polyamide

**NU-TECH**

UNLESS OTHERWISE SPECIFIED:  
DIMENSIONS ARE IN INCHES  
TOLERANCES:  
FRACTIONAL ±1/32  
ONE DECIMAL PLACE ± 0.060  
TWO DECIMAL PLACE ± 0.025  
THREE DECIMAL PLACE ± 0.010

PART NO.	<b>NUS-3</b>	
DWG. NO.	NUS-3-ASSY	
WEIGHT:	0.132	REV <b>C</b>
SCALE:	1:1.25	SHEET 1 OF 1