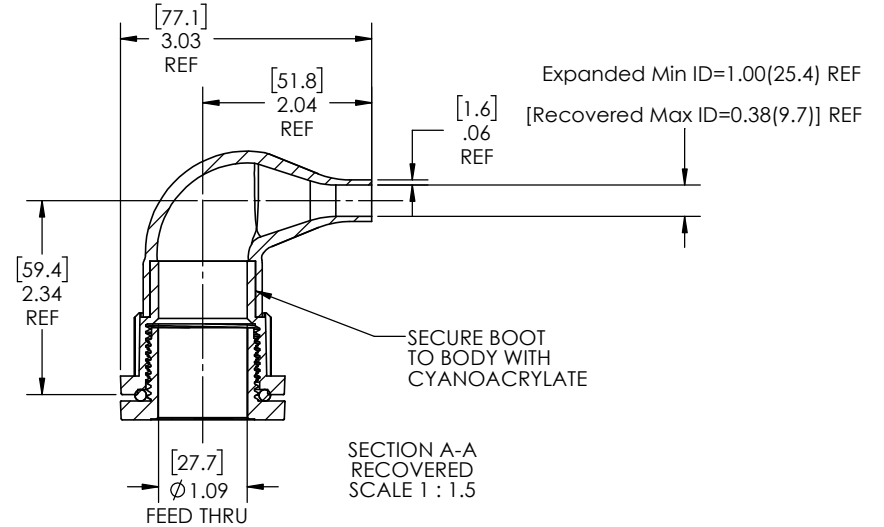
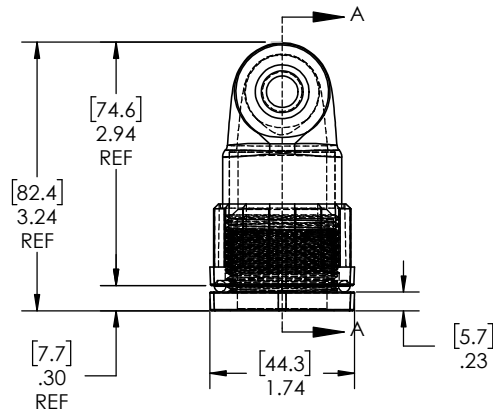
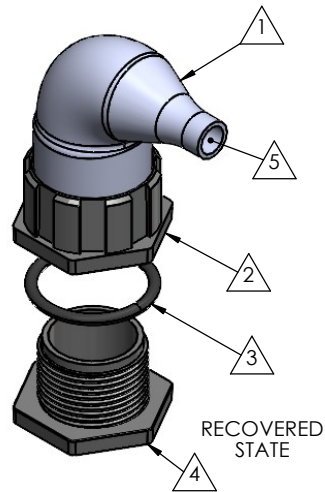
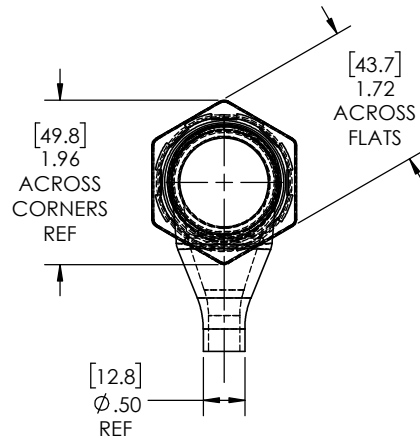
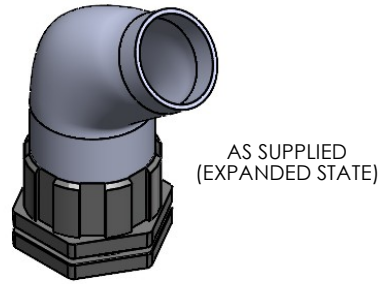


NOTE: REFERENCE FOR SEAL ASSEMBLY INSTALLATION:  
 ASSEMBLY MAY BE INSTALLED IN PANELS FROM  
 0.08"(2.0mm) - 0.49"(12.3mm).  
 RECCOMENDED DRILL HOLE DIAMETER  
 OF 1.38" (34.9mm)

REVISIONS		
REV.	DESCRIPTION	DATE
A	UPDATE DRAWING TO 2025 STANDARDS	5/13/2026



NOTES:

- ITEM#1 HEAT SHRINKABLE BOOT MATERIAL IS IN ACCORDANCE WITH POLYOLEFIN STANDARDS DEFINED IN SAE AS81765/1 REFERENCE DIMENSIONS MAY DEVIATE AS MUCH AS +OR- 1/4"
- FACTORY APPLIED HOT MELT ADHESIVE IS STANDARD

**PROPRIETARY AND CONFIDENTIAL**

THE INFORMATION CONTAINED IN THIS DRAWING IS THE SOLE PROPERTY OF Cross Technology INC. ANY REPRODUCTION IN PART OR AS A WHOLE WITHOUT THE WRITTEN PERMISSION OF Cross Technology INC. IS PROHIBITED.

ITEM	PART DESCRIPTION	PART NO.	MATERIAL
1	Heat-shrinkable boot	NU3R	Flame Retardant Polyolefin
2	Body	S-3B	Glass Fiber Reinforced, PBT
3	O-ring	AS-220	Buna
4	Nut	S-3N	Glass Fiber Reinforced, PBT
5	Adhesive		Hotmelt Polyamide

**NU-TECH**

UNLESS OTHERWISE SPECIFIED:  
 DIMENSIONS ARE IN INCHES  
 TOLERANCES:  
 FRACTIONAL ±1/32  
 ONE DECIMAL PLACE ± 0.060  
 TWO DECIMAL PLACE ± 0.025  
 THREE DECIMAL PLACE ± 0.010  
 DO NOT SCALE DRAWING

PART NO.  
**3-NUS-3R**

DWG. NO. **3-NUS-3R**

WEIGHT: **0.120** REV **A**

DRAWN: MLJ DATE: 5/13/2026 SCALE: 1:1.5 SHEET 1 OF 1