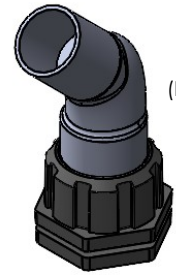
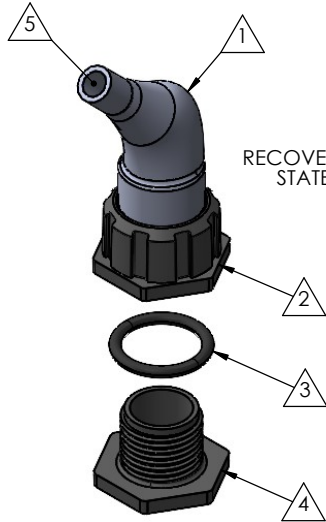
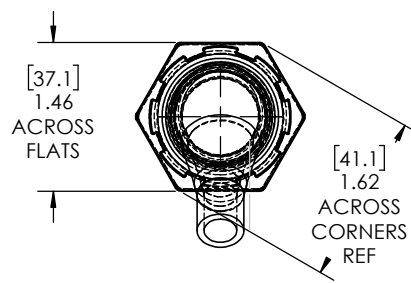


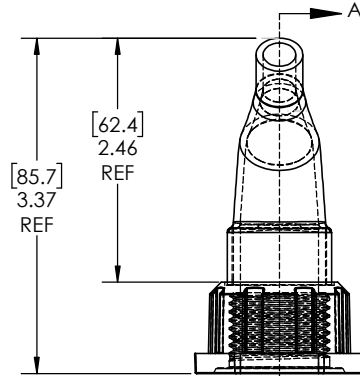
REVISIONS		
REV.	DESCRIPTION	DATE
A	UPDATE DRAWING TO 2025 STANDARDS	3/30/2026



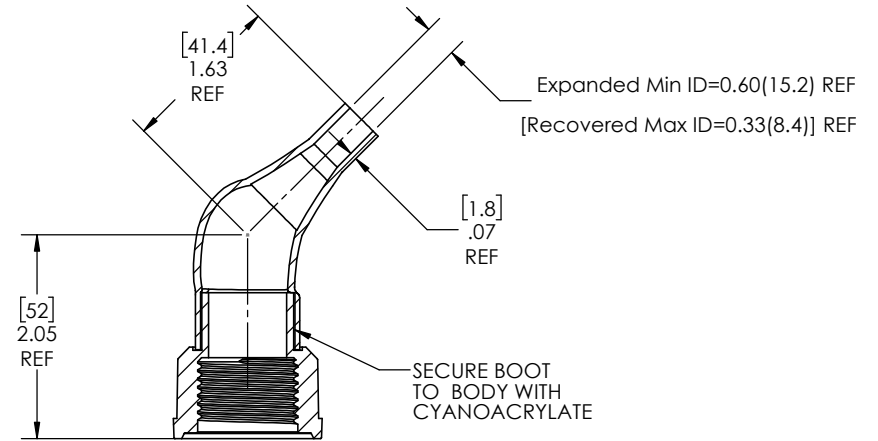
AS SUPPLIED  
(EXPANDED STATE)



RECOVERED  
STATE

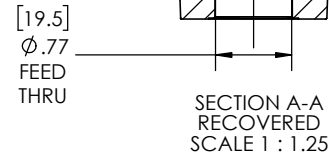


[20.6]  
.81  
Ø 1.0" x 12tpi  
THREAD SEALANT  
REQ'D



SECURE BOOT  
TO BODY WITH  
CYANOACRYLATE

NOTE: REFERENCE FOR SEAL ASSEMBLY INSTALLATION:  
ASSEMBLY MAY BE INSTALLED IN PANELS FROM  
0.08"(2.0mm) - 0.39"(9.9mm).  
RECOMMENDED DRILL HOLE DIAMETER  
OF 1.00" (25.4mm)



NOTES:

- ITEM#1 HEAT SHRINKABLE BOOT MATERIAL IS IN ACCORDANCE WITH POLYOLEFIN STANDARDS DEFINED IN SAE AS81765/1 REFERENCE DIMENSIONS MAY DEVIATE AS MUCH AS +OR- 1/4"
- FACTORY APPLIED HOT MELT ADHESIVE IS STANDARD

**PROPRIETARY AND CONFIDENTIAL**

THE INFORMATION CONTAINED IN THIS DRAWING IS THE SOLE PROPERTY OF Cross Technology INC. ANY REPRODUCTION IN PART OR AS A WHOLE WITHOUT THE WRITTEN PERMISSION OF Cross Technology INC. IS PROHIBITED.

ITEM	PART DESCRIPTION	PART NO.	MATERIAL
1	Heat-shrinkable boot	NU2-45	Flame Retardant Polyolefin
2	Body	S-2B	Glass Fiber Reinforced, PBT
3	O-ring	AS-214	Glass Fiber Reinforced, PBT
4	Nut	S-2N	Glass Fiber Reinforced, PBT
5	Adhesive		Hotmelt Polyamide

**NU-TECH**

UNLESS OTHERWISE SPECIFIED:  
DIMENSIONS ARE IN INCHES  
TOLERANCES:  
FRACTIONAL ±1/32  
ONE DECIMAL PLACE ± 0.060  
TWO DECIMAL PLACE ± 0.025  
THREE DECIMAL PLACE ± 0.010  
DO NOT SCALE DRAWING

PART NO.  
**2-NUS-2-45**

DWG. NO. **2-NUS-2-45**

WEIGHT: **0.077** REV **A**

DRAWN: MLJ DATE: 5/5/2026 SCALE: 1:1.25 SHEET 1 OF 1